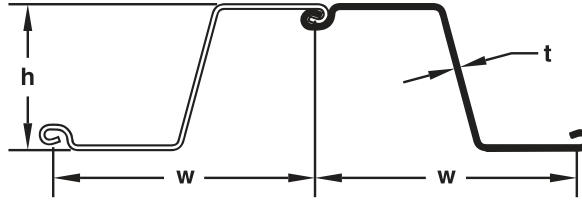


# SCZ/SKZ

## SCZ/SKZ Cold Formed Steel Sheet Pile



SECTION	Width (w) in (mm)	Height (h) in (mm)	Thickness (t) in (mm)	Cross Sectional Area in <sup>2</sup> /ft (cm <sup>2</sup> /m)	WEIGHT		SECTION MODULUS		Moment of Inertia in <sup>4</sup> /ft (cm <sup>4</sup> /m)	COATING AREA	
					Pile lb/ft (kg/m)	Wall lb/ft <sup>2</sup> (kg/m <sup>2</sup> )	Elastic in <sup>3</sup> /ft (cm <sup>3</sup> /m)	Plastic in <sup>3</sup> /ft (cm <sup>3</sup> /m)		Both Sides ft <sup>2</sup> /ft (m <sup>2</sup> /m)	Coating Area ft <sup>2</sup> /ft <sup>2</sup> (m <sup>2</sup> /m <sup>2</sup> )
SCZ 12	28.50 723.9	10.00 254.0	0.200 5.1	3.32 70.3	27.01 40.20	11.37 55.51	11.52 619	13.10 704	57.6 7866	6.10 1.86	1.28 1.28
SCZ 14	28.50 723.9	10.00 254.0	0.250 6.4	4.18 88.48	33.81 50.31	14.23 69.50	14.36 772	16.32 877.4	71.82 9808	6.10 1.86	1.28 1.28
SCZ 16	28.50 723.9	10.00 254.0	0.276 7.0	4.62 97.79	37.37 55.61	15.73 76.82	15.75 847	17.97 965.9	78.73 10751	6.10 1.86	1.28 1.28
SCZ 17N	28.50 723.9	10.00 254.0	0.295 7.5	4.95 104.78	40.03 59.58	16.86 82.32	16.87 907	19.21 1033	84.35 11519	6.10 1.86	1.28 1.28
SCZ 18N	28.50 723.9	10.00 254.0	0.317 8.1	5.31 112.39	42.94 63.91	18.08 88.28	18.10 973	20.61 1108	90.48 12356	6.10 1.86	1.28 1.28
SCZ 21N	28.50 723.9	10.00 254.0	0.375 9.5	6.29 133.06	50.84 75.66	21.41 104.54	21.43 1152	24.40 1312	107.13 14629	6.10 1.86	1.28 1.28
SKZ 20	28.50 723.9	16.00 406.4	0.315 8.0	6.00 127.00	48.24 71.79	20.31 99.17	31.69 1704	36.66 1970.97	253.51 34618	7.60 2.32	1.60 1.60
SKZ 22	28.50 723.9	16.00 406.4	0.335 8.5	6.30 133.35	51.30 76.34	21.60 105.46	33.43 1797	38.94 2093.55	267.40 36515	7.60 2.32	1.60 1.60
SKZ 23	28.50 723.9	16.00 406.4	0.354 9.0	6.70 141.82	54.20 80.66	22.82 111.42	35.61 1915	41.12 2210.75	284.90 38905	7.60 2.32	1.60 1.60
SKZ 24	28.50 723.9	16.00 406.4	0.375 9.5	7.10 150.28	57.43 85.47	24.18 118.06	37.73 2028	43.52 2339.78	301.80 41213	7.60 2.32	1.60 1.60
SKZ 25	28.50 723.9	16.00 406.4	0.399 10.1	7.60 160.87	61.10 90.93	25.73 125.61	40.14 2158	46.24 2486.02	321.12 43851	7.60 2.32	1.60 1.60
SKZ 31	28.50 723.9	18.00 457.2	0.450 11.4	9.07 192.04	73.82 109.85	31.08 151.75	51.56 2772	60.51 3253.29	464.05 63369	8.06 2.46	1.70 1.70
SKZ 33	28.50 723.9	18.00 457.2	0.475 12.1	9.40 198.97	77.64 115.54	32.69 159.61	54.89 2951	63.57 3417.68	494.03 67462	8.06 2.46	1.70 1.70
SKZ 34	28.50 723.9	18.00 457.2	0.500 12.7	9.89 209.25	81.42 121.17	34.28 167.38	57.62 3098	66.86 3594.60	518.62 70821	8.06 2.46	1.70 1.70
SKZ 36	28.50 723.9	18.00 457.2	0.535 13.6	10.78 228.10	86.81 129.19	36.55 178.46	60.71 3264	71.58 3848.17	546.43 74619	8.06 2.46	1.70 1.70
SKZ 38	28.50 723.9	18.00 457.2	0.550 14.0	11.07 234.42	88.95 132.37	37.45 182.85	62.32 3350	73.52 3952.44	560.85 76588	8.06 2.46	1.70 1.70

### Interlock Compatibility

	SCZ 14	SCZ 16	SCZ 17N	SCZ 18N	SCZ 21N	SKZ 20	SKZ 22	SKZ 23	SKZ 24	SKZ 25	SKZ 31	SKZ 33	SKZ 34	SKZ 36	SKZ 38
SCZ 14	●	●	●	●	●	●	●	●	●	●	○	○	○	○	○
SCZ 16	●	●	●	●	●	●	●	●	●	●	○	○	○	○	○
SCZ 17N	●	●	●	●	●	●	●	●	●	●	○	○	○	○	○
SCZ 18N	●	●	●	●	●	●	●	●	●	●	○	○	○	○	○
SCZ 21N	●	●	●	●	●	●	●	●	●	●	○	○	○	○	○
SKZ 20	●	●	●	●	●	●	●	●	●	●	○	○	○	○	○
SKZ 22	●	●	●	●	●	●	●	●	●	●	○	○	○	○	○
SKZ 23	●	●	●	●	●	●	●	●	●	●	○	○	○	○	○
SKZ 24	●	●	●	●	●	●	●	●	●	●	○	○	○	○	○
SKZ 25	●	●	●	●	●	●	●	●	●	●	○	○	○	○	○
SKZ 31	○	○	○	○	○	○	○	○	○	○	●	●	●	●	●
SKZ 33	○	○	○	○	○	○	○	○	○	○	●	●	●	●	●
SKZ 34	○	○	○	○	○	○	○	○	○	○	●	●	●	●	●
SKZ 36	○	○	○	○	○	○	○	○	○	○	●	●	●	●	●
SKZ 38	○	○	○	○	○	○	○	○	○	○	●	●	●	●	●

# SCZ/SKZ

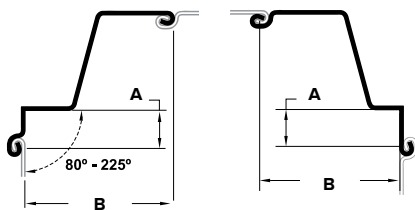
## SCZ/SKZ Cold Formed Steel Sheet Pile

### Available Steel Grades

ASTM	YIELD STRENGTH		ASTM	YIELD STRENGTH	
	ksi	MPa		ksi	MPa
<b>A572 Grade 50</b>	50	345	<b>A588</b>	50	345
<b>A572 Grade 55</b>	55	380	<b>A690 Grade 50</b>	50	345
<b>A572 Grade 60</b>	60	415	<b>A690 Grade 60</b>	60	415
<b>A572 Grade 65</b>	65	450			

Highlighted fields represent the most commonly used and readily available steel grades.

### Corner Piles



**B2 Corner Pile**

A: 5.0"  
127 mm  
B: 23.5"  
596.9 mm

**B3 Corner Pile**

A: 5.0"  
127 mm  
B: 23.5"  
596.9 mm



**SKLC 90\***

Gr: S355 GP / Gr. 60  
Wt: 8.50 lb/ft (12.6 kg/m)  
A: 4.09" (103.9 mm)  
B: 1.10" (27.9 mm)  
C: 2.05" (52.1 mm)

\* SKLC 90 only compatible with SCZ 14-21N / SKZ 20-25.

### Delivery Conditions & Tolerances

	ASTM A6		EN 10249-2	
Mass	± 2.5%		± 7%	
Length	+ 5 inches	- 0 inches	± 50 mm	
Straightness				
Bending (S)			0.25% of the length	
Curving (C)			0.25% of the length	
Twisting (V)			2% of the length	

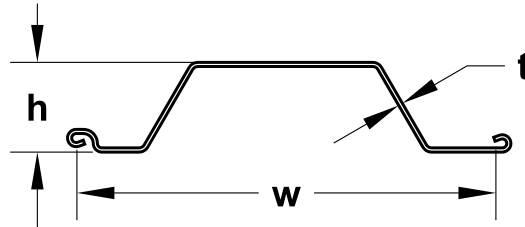
### Maximum Rolled Lengths\*

SCZ/SKZ                      90 ft.                      27.4 m

\* Longer lengths may be possible upon request.

# SKL/SKS

## SKL/SKS Cold Formed Steel Sheet Pile



SECTION	Width (w) in (mm)	Height (h) in (mm)	Thickness (t) in (mm)	Cross Sectional Area in <sup>2</sup> /ft (cm <sup>2</sup> /m)	WEIGHT		SECTION MODULUS		Moment of Inertia in <sup>4</sup> /ft (cm <sup>4</sup> /m)	COATING AREA	
					Pile lb/ft (kg/m)	Wall lb/ft <sup>2</sup> (kg/m <sup>2</sup> )	Elastic in <sup>3</sup> /ft (cm <sup>3</sup> /m)	Plastic in <sup>3</sup> /ft (cm <sup>3</sup> /m)		Both Sides ft <sup>2</sup> /ft (m <sup>2</sup> /m)	Coating Area ft <sup>2</sup> /ft <sup>2</sup> (m <sup>2</sup> /m <sup>2</sup> )
SKL 9	21.65 550	3.54 90	0.157 4.0	2.53 53.50	15.52 23.10	8.60 42.00	2.55 137	3.28 176.43	4.50 615	4.23 1.29	1.17 1.17
SKL 10	21.65 550	3.54 90	0.177 4.5	2.83 59.90	17.40 25.90	9.63 47.00	2.88 155	3.67 197.23	5.09 695	4.23 1.29	1.17 1.17
SKL 12	21.65 550	3.54 90	0.217 5.5	3.43 72.60	21.10 31.40	11.67 57.00	3.53 190	4.42 237.66	6.22 850	4.23 1.29	1.17 1.17
SKS 11	27.56 700	5.91 150	0.197 5.0	3.29 69.60	25.69 38.23	11.26 55.00	6.34 341	7.54 405.36	18.67 2550	5.87 1.79	1.28 1.28
SKS 13	27.56 700	5.91 150	0.217 5.5	3.61 76.40	28.22 42.00	12.29 60.00	6.98 375	8.44 454.03	20.48 2810	5.87 1.79	1.28 1.28
SKS 14	27.56 700	5.91 150	0.250 6.4	4.17 88.20	32.58 48.49	14.19 69.27	8.05 433	9.48 509.87	23.78 3247	5.87 1.79	1.28 1.28
SKS 16	27.56 700	5.91 150	0.276 7.0	4.57 96.70	35.61 53.00	15.57 76.00	8.89 478	10.40 559.20	26.25 3585	5.87 1.79	1.28 1.28

### Interlock Compatibility

	SKL 9	SKL 10	SKL 12	SKS 11	SKS 13	SKS 14	SKS 16
SKL 9	●	●	●	●	●	●	●
SKL 10	●	●	●	●	●	●	●
SKL 12	●	●	●	●	●	●	●
SKS 11	●	●	●	●	●	●	●
SKS 13	●	●	●	●	●	●	●
SKS 14	●	●	●	●	●	●	●
SKS 16	●	●	●	●	●	●	●

● Interlock compatible ○ Interlock not compatible

# SKL/SKS

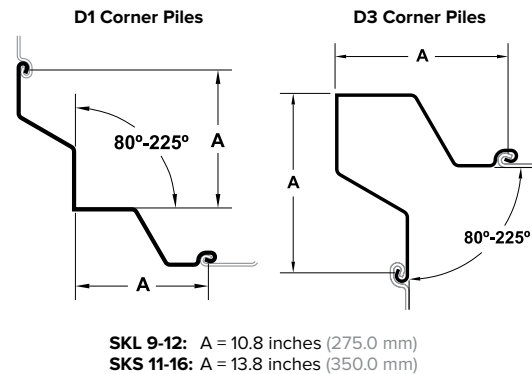
## SKL/SKS Cold Formed Steel Sheet Pile

### Available Steel Grades

ASTM	YIELD STRENGTH		ASTM	YIELD STRENGTH	
	ksi	MPa		ksi	MPa
<b>A572 Grade 50</b>	50	345	<b>A588</b>	50	345
<b>A572 Grade 55</b>	55	380	<b>A690</b>	50	345
<b>A572 Grade 60</b>	60	415			
<b>A572 Grade 65</b>	65	450			

Highlighted fields represent the most commonly used and readily available steel grades.

### Corner Piles



### Delivery Conditions & Tolerances

	ASTM A6		EN 10249-2	
Mass	± 2.5%		± 7%	
Length	+ 5 inches	- 0 inches	± 50 mm	
Straightness				
Bending (S)			0.25% of the length	
Curving (C)			0.25% of the length	
Twisting (V)			2% of the length	

### Standard Rolled Lengths\*

SKL, SKS      70 feet      (21.3 m)

\* Longer lengths may be possible upon request.