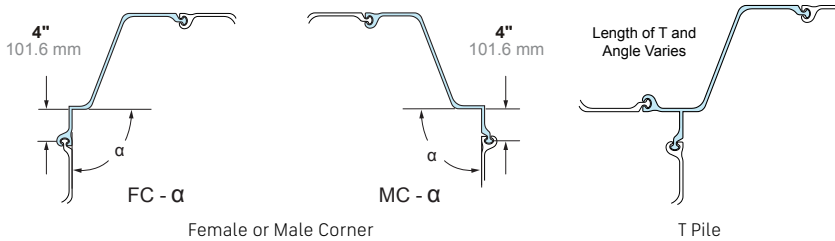
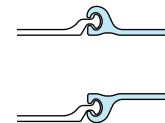


SECTION	THICKNESS				Cross Sectional Area in <sup>2</sup> /ft cm <sup>2</sup> /m	WEIGHT		SECTION MODULUS		Moment of Inertia in <sup>4</sup> /ft cm <sup>4</sup> /m	COATING AREA	
	Width (w)	Height (h)	Flange (t <sub>f</sub> )	Web (t <sub>w</sub> )		Single Pile	Wall Area	Elastic	Plastic		Both Sides	Wall Surface
	in mm	in mm	in mm	in mm		lb/ft kg/m	lb/ft <sup>2</sup> kg/m <sup>2</sup>	in <sup>3</sup> /ft cm <sup>3</sup> /m	in <sup>3</sup> /ft cm <sup>3</sup> /m		ft <sup>2</sup> /ft of single m <sup>2</sup> /m	ft <sup>2</sup> /ft <sup>2</sup> m <sup>2</sup> /m <sup>2</sup>
<b>PZ 27</b>	18.00 457	12.0 305	0.375 9.50	0.375 9.50	794 168.1	40.5 60.3	27.0 131.8	30.2 1620	36.49 1961.9	184.20 25200	4.48 1.37	1.49 1.49

### PZ CORNER PILES



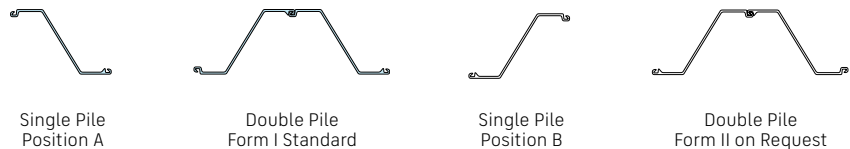
### INTERLOCK COMBINATIONS



### DELIVERY CONDITIONS & TOLERANCES

	ASTM A6	
Mass	± 2.5%	
Length	+ 5 in.	- 0 in.

### DELIVERY FORMS



### MAXIMUM ROLLED LENGTHS†

PZ	105.0 ft.	32.0 m
----	-----------	--------

† Longer lengths may be possible upon request.