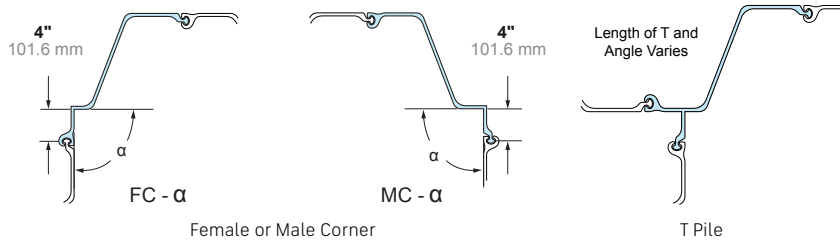
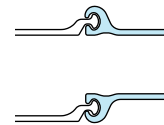


SECTION	THICKNESS				Cross Sectional Area in ² /ft cm ² /m	WEIGHT		SECTION MODULUS		Moment of Inertia in ⁴ /ft cm ⁴ /m	COATING AREA	
	Width (w) in mm	Height (h) in mm	Flange (t _f) in mm	Web (t _w) in mm		Single Pile lb/ft kg/m	Wall Area lb/ft ² kg/m ²	Elastic in ³ /ft cm ³ /m	Plastic in ³ /ft cm ³ /m		Both Sides ft ² /ft of single m ² /m	Wall Surface ft ² /ft ² m ² /m ²
PZ 35	22.64 575	14.9 378	0.600 15.21	0.500 12.67	10.29 2178	66.0 98.2	35.0 170.9	48.5 2608	5717 3073.5	361.22 49300	5.37 1.64	1.42 1.42

PZ CORNER PILES



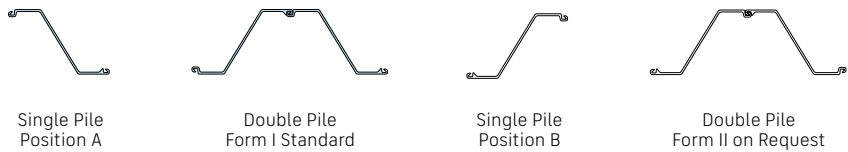
INTERLOCK COMBINATIONS



DELIVERY CONDITIONS & TOLERANCES

	ASTM A6	
Mass	± 2.5%	
Length	+ 5 in.	- 0 in.

DELIVERY FORMS



MAXIMUM ROLLED LENGTHS[†]

PZ	105.0 ft.	32.0 m
----	-----------	--------

[†] Longer lengths may be possible upon request.